

WOOD CHIPS



Northwest Indiana Woodworkers Association

Volume 27, Issue 4 April 2022

President's Corner

Greetings Fellow Woodworkers, Spring is here and we are starting to see some better weather. April program is the Great 2X4 Challenge! I have been in the garage putting on the final touches on the 2X4 challenge project. What a surprise I had when I selected my bd from Menards back in Febuary, it was ten dollars for one eight foot 2X4. I will not be able to make this next meeting but I have made arrangements to get my entry turned in. I will be at Marc Adams that week, hollow vessel turning with Tim Yoder of PBS and You tube.

It was great to see Chris Conner again from FREUD and the new sales representative for Indiana, Tom Zoller. They put on a fantastic program for us at the last meeting. It was good to find out about the sharpening program for their saw blades.

I signed the club up to participate in the “Treasure and Crafts” at the Hobart Moose 783 to be held on May 14th to sell our raffle tickets from 8AM to 2PM. We have electricity and indoors. Set up is from 6 to 8 am. And Yes you can sell your crafts as long as it fits in the 10x10 area and you have your permits with the state. Nothing can be left behind.

Raffle tickets are now available. John Fluck has the 2022 Educational Raffle tickets available now! Get yours soon! If the club is to continue to supply some parts for the Toy Program it is important that we sell these raffle tickets. If we all took 5 tickets to sell we would have the prize money covered. I know being retired has cut down on the amount of people I can sell to, but it can be done.

Lake County Tractor Show registration has been sent in but I have not received confirmation yet.

Membership time, DUES are coming up in May. Get your Early Bird achievement point by renewing your membership before the May meeting!

Consider scheduling and hosting a shop visit before the May deadline and get your 2022 dues paid by the club!

Raffle tickets are now available.

Enjoy this weather and Don't let your tools rust!

Your President, Kevin Sturgeon

FREUD



SHOW AND TELL



Kevin Sturgeon



Jon Robbins




Susan Bunce



Steve Smith




Norm Johnson



Bill Schoech



George Denton





Kevin Klebs

ITEMS FOR SALE

If you have any wood working related items that you wish to sell through the newsletter please contact John Hunter john.b.hunter@frontier.com Include a description and the price you are selling them for, also how you may be contacted.

If you are looking for a tool that another member would like to sell you can place a wanted ad in the newsletter, just contact John Hunter at john.b.hunter@frontier.com

2022

April 28nd Membership Meeting at at Moose Lodge, 143 South Hobart Road, Hobart IN

7:00 PM 2 x 4 Challenge

May 18th Committees Meeting at Moose Lodge, 143 South Hobart Road, Hobart IN

7:00 PM

May 26th Membership Meeting at Moose Lodge, 143 South Hobart Road, Hobart IN

7:00 PM

June 15th Committees Meeting at Moose Lodge, 143 South Hobart Road, Hobart IN

7:00 PM

June 23th Membership Meeting at Moose Lodge, 143 South Hobart Road, Hobart IN

7:00 PM

July 11th Executive Board Meeting 5 PM at Portage Moose Lodge on County Line Road

July 7th Set Up Club Booth at Steam Show 3 PM

July 8th – 10th Club Booth at the Steam Show at Lake County Fair Grounds

July 20th Committees Meeting at Moose Lodge, 143 South Hobart Road, Hobart IN

7:00 PM

July 28nd Membership Meeting at Moose Lodge, 143 South Hobart Road, Hobart IN

7:00 PM

August 4th Set Up Club Booth at Lake County Fair 9 PM

August 5th – 8th Club Booth at Lake County Fair 10 AM – 10 PM

August 17th Committees Meeting at Moose Lodge, 143 South Hobart Road, Hobart IN

7:00 PM

August 13th Club Picnic at Moose Lodge, 143 South Hobart Road, Hobart IN

12:00 Noon

August 19th Setup booth for Porter County Harvest Festival

August 20th - 21st Porter County Harvest Festival 11:00 AM to 5: PM

August 25th Membership Meeting at Moose Lodge, 143 South Hobart Road, Hobart IN

7:00 PM

September 14th Committees Meeting at Moose Lodge, 143 South Hobart Road, Hobart IN

7:00 PM

September 22nd Membership Meeting at Moose Lodge, 143 South Hobart Road, Hobart IN

7:00 PM Program Favorite/Least Favorite tools

October 3rd Executive Board Meeting 5 PM at Portage Moose Lodge on County Line Road

October 19th Committees Meeting at Moose Lodge, 143 South Hobart Road, Hobart IN

7:00 PM

October 27th Membership Meeting at Moose Lodge, 143 South Hobart Road, Hobart IN

7:00 PM

November 9th Committees Meeting at Moose Lodge, 143 South Hobart Road, Hobart IN

7:00 PM

November 17th Membership Meeting at Moose Lodge, 143 South Hobart Road, Hobart IN

7:00 PM Toy Program

December 7th Committees Meeting at Moose Lodge, 143 South Hobart Road, Hobart IN

7:00 PM

December 15th Membership Meeting at Moose Lodge, 143 South Hobart Road, Hobart IN

6:00 PM Christmas Party, Installation and Awards

Bob Flexner's Finishing Tips

<http://www.thefinishingstore.com/>

How Important is Surface Preparation?



Good surface preparation is a key to obtaining a stellar finish. Milling marks, fine scratches, and thin slivers of dried glue that may be barely visible prior to finishing will stand out like a sore thumb after the finish is applied. Stearate papers are flexible yet tough, cut quickly, don't clog up too much, and are reasonably long lasting.

For power sanding nothing beats a variable speed random orbital sander (ROS). Use one that comes with a dust bag or that can be connected to a dust extractor. These sanders have an offset drive bearing that causes the sanding pad to move in an elliptical orbit, which reduces scratching against the grain. You can move the sander any direction on the wood: with the grain, diagonal to the grain, and even against the grain. We highly recommend [Surfprep's 5" 'brushless' Electric Sander](#).

It is the lowest profile, operator friendly, power packed, energy efficient random orbital sander. Lightweight at just 2.5 pounds.

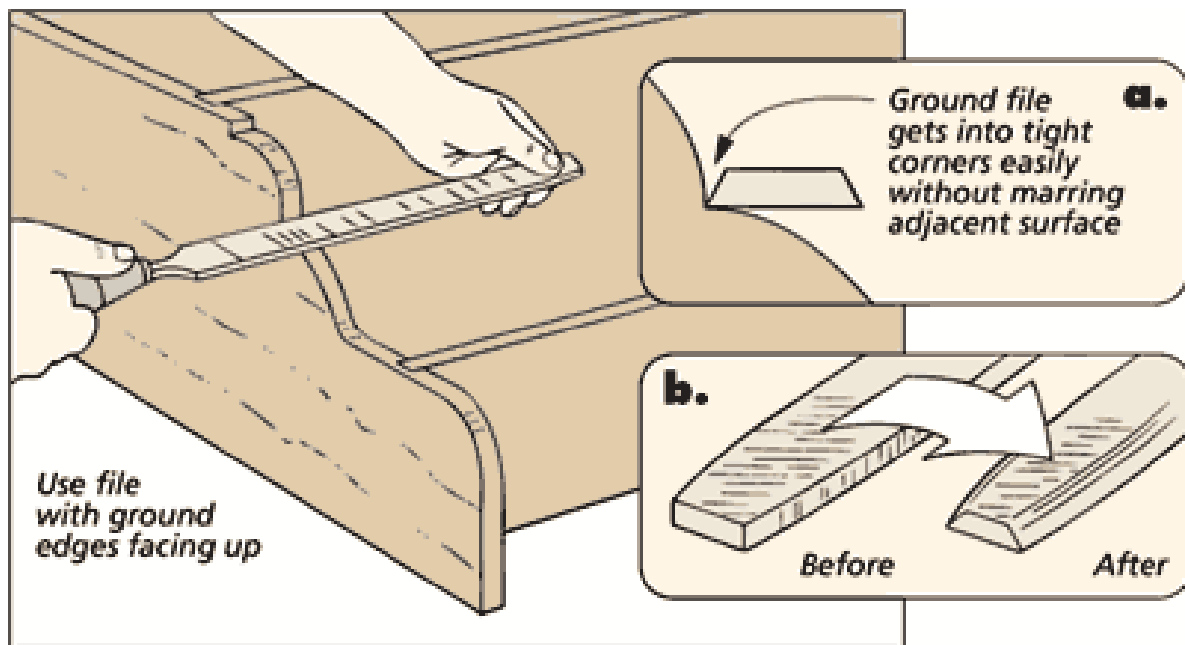
For both hand and power sanding the most frequently used grits are 150, 180, 220, and 320. Finer grits are best used for rubbing out fine finishes. It's much more economical to purchase the four basic grit sizes in boxes of 100.

Card scrapers are also a useful and relatively inexpensive tool to have on hand. They're handy for quickly removing mill marks, dealing with minor tear-out, and working on narrow stock where sandpaper would round over edges. You'll eventually need to acquire the tools to maintain a scraper – a single cut file and a bench stone. For a burnisher you can use a 1/4" steel rod.

Before you get ready to put your finish on your project, make sure the surface is clean from contamination. If you are planning on spraying a water-based finish like [Acrylacq](#) don't use a tack cloth or cotton cloth as this will leave oil and lint on the surface and end up causing fish eyes. When spraying water-based finishes always use a low count [microfiber](#) cloth for the best results. Microfiber won't leave lint on your substrate.

Woodsmith Tips

A File For Tight Corners



When smoothing curved profiles, I like to use a fine-cutting file to get into the inside corners that my sanding drum can't reach. But the thick square edges of the file can get in the way and sometimes even damage the workpiece. So rather than abandon this method, I simply modified the tool to fit the job.

As you can see in the drawings at right, I ground a bevel on both edges of the file to give me more clearance in tight corners. You can make this modification with just a few minutes work at the bench grinder. But you want to be careful to not let the file get so hot that it loses its temper. Keep a container of water close by to quench it and this won't be a problem.

Good woodworking,

Ted Raife
Editor, *Woodsmith*