

WOOD CHIPS



Northwest Indiana Woodworkers Association

Volume 25, Issue 5 May 2020

President's Rambling's

Greetings Fellow Woodworkers. There have been some changes since our last meeting. We will be meeting at the Hobart Moose Lodge #783 starting on May 28th 2020. The American Legion could not recover from their losses and may merge with New Chicago Post 454 but they are closed and will not reopen again. We had an opportunity to retrieve our library from the legion a couple of weekends back and set it up in the Moose Lodge. It was very short notice that I got from Joe at the legion that they would be open for a few hours to vote on their status. I thank everyone that showed up to help in the move. It went so smoothly that we were done in less than 2 hours.

WE can resume our monthly meetings starting Thursday the 28th of May at our regular time, 7 PM. Park in front parking lot and say hi to our bartender when you enter. We can get served during the meetings.

2x4 Challenge will be held at this May meeting!

Due to the Virus many of the scheduled guest speakers and programs have been canceled. It was suggested to bring back the 4 corners. That would be great but for that to happen we need volunteers to show off their talents. So if you want to do a program or be part of the 4 corners contact Jeff Snellgrove or myself.

I saw a post on our Face book page that one of our members home was destroyed in a fire. There is a GO FUND ME site linked to it if you are interested in helping.

With the lack of meetings we will move the dues deadline back a month. So please see Ron Benson for your 2020 membership card. **Raffle Tickets, we have plenty of tickets that need to find new homes!** So please help the club and purchase and sell as many as we can. This is going to be tough year if we don't get to the tractor show.

I have missed seeing all of you and hope you are all doing well. I will have hand sanitizer at the meeting and gloves. I have a couple of face masks, if you have a mask, wear it we will be social distancing in the BINGO hall.

Enjoy this weather and Don't let your tools rust!

You're President, Kevin Sturgeon

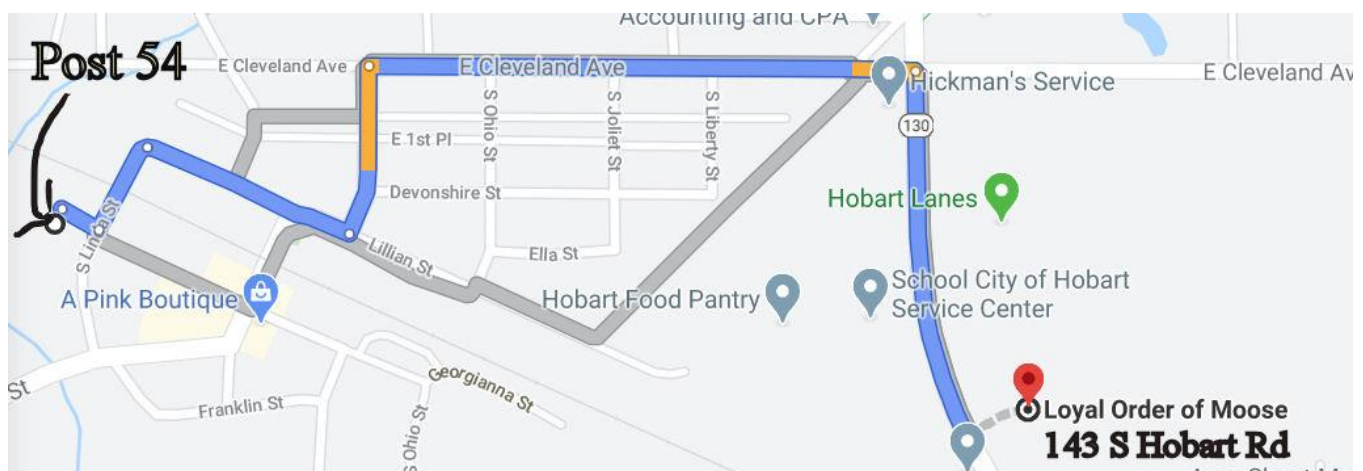
From the Treasurer

Fellow wood workers; At the May meeting dues of \$25.00 will be due. Also anyone having sold raffle tickets and stubs and money can turn them in then.

Any member needing raffle tickets can see me at the meeting for some. Seeing that our events that we usually do in July are cancelled, we need members to step up and sell raffle tickets. Pen kits will also be available for members to take and make pens for the club to sell or give with \$20.00 worth of raffle tickets. Any one needing pen blanks I will have material at the meeting. Wooden cars are also available to work on. Let me know if you want some and I can bring into next meeting or you can pick up at my shop. Our annual raffle is our only fund raiser to make money for our toy program and other projects. Ron, Treasurer

NEW MEETING LOCATION!

The clubs new meeting location is the Hobart Moose Lodge at 143 South Hobart Road, Hobart IN 46342 [LINK](#)



CABINETS MOVED

Thanks to Ron Benson, Dick Sader, Rodney Foster, Al Kalos, Kevin M. Sturgeon, Danny MacDonald, Kevin Sturgeon and John Hunter. Our Library and Coffee cabinets have been moved to our new meeting location at the Hobart Moose Lodge.







ITEMS FOR SALE

If you have any wood working related items that you wish to sell through the newsletter please contact John Hunter john.b.hunter@frontier.com Include a description and the price you are selling them for, also how you may be contacted.

If you are looking for a tool that another member would like to sell you can place a wanted ad in the newsletter, just contact John Hunter at john.b.hunter@frontier.com

2020

June 15th Committees Meeting at 2949 Willowcreek Rd, Portage 7:00 PM
June 25th Membership Meeting at 208 South Linda Street, Hobart IN 7:00 PM
July 6th Executive Board Meeting 7 PM at 2949 Willowcreek Rd, Portage
July 9th Set Up Club Booth at Steam Show 3 PM
July 10th – 12th Club Booth at the Steam Show at Lake County Fair Grounds
July 20th Committees Meeting at 2949 Willowcreek Rd, Portage 7:00 PM
July 23rd Membership Meeting at 208 South Linda Street, Hobart IN 6:00 PM
August 6th Set Up Club Booth at Lake County Fair 9 PM
August 7th – 10th Club Booth at Lake County Fair 10 AM – 10 PM
August 17th Committees Meeting at 2949 Willowcreek Rd, Portage 7:00 PM
August 22nd Club Picnic at Hidden Lake Park in Merrillville
August 27th Membership Meeting at 208 South Linda Street, Hobart IN 7:00 PM
September 21st Committees Meeting at 2949 Willowcreek Rd, Portage 7:00 PM
September 24th Membership Meeting at 208 South Linda Street, Hobart IN 7:00

PM Program Favorite/Least Favorite tools

October 5th Executive Board Meeting at 7 PM at 2949 Willowcreek Rd, Portage

October 19th Committees Meeting at 2949 Willowcreek Rd, Portage 7:00 PM

October 22nd Membership Meeting at 208 South Linda Street, Hobart IN 7:00 PM

November 16th Committees Meeting at 2949 Willowcreek Rd, Portage 7:00 PM

November 19th Membership Meeting at 208 South Linda Street, Hobart IN 7:00

PM Toy Program

December 14th Committees Meeting at 2949 Willowcreek Rd, Portage 7:00 PM

December 17th Membership Meeting at 208 South Linda Street, Hobart IN 6:00

PM Christmas Party, Installation and Awards

Bob Flexner's Finishing Tips

<http://www.thefinishingstore.com/>

TIP: Rubbing vs. Using a Satin Finish

There are two ways to get a satin (matte) finish—that is, a finish with less shine and reflection than gloss: rub the finish with abrasives or use a finish that contains flattening agents. There are pros and cons to each.

The easier of the two, by far, is to use a finish that contains flattening agents, usually labeled satin, matte, flat or semi-gloss. The terms are vague approximations of sheen (amount of shine or gloss) you will get. Some manufacturers selling into the professional trade use a numbering system to indicate sheen, with 90 being gloss and 10 being very flat.

Rubbing with abrasives is much more time consuming because you have to sand and abrade through a number of grits. Usually, you begin with fine-grit sandpaper, then advance through several abrasive powders, such as pumice and rottenstone, or rubbing compounds.



So rubbing can produce a much more perfect finish than using a finish containing flattening agents, but rubbing also creates a fragile finish. To reduce the likelihood of scratches showing, apply a paste wax or a furniture polish that contains silicone to the surface. Most aerosol furniture polishes, with the exception of Endust, contain silicone. They are very effective at reducing scratching and they usually make the wood and finish look deeper and richer.

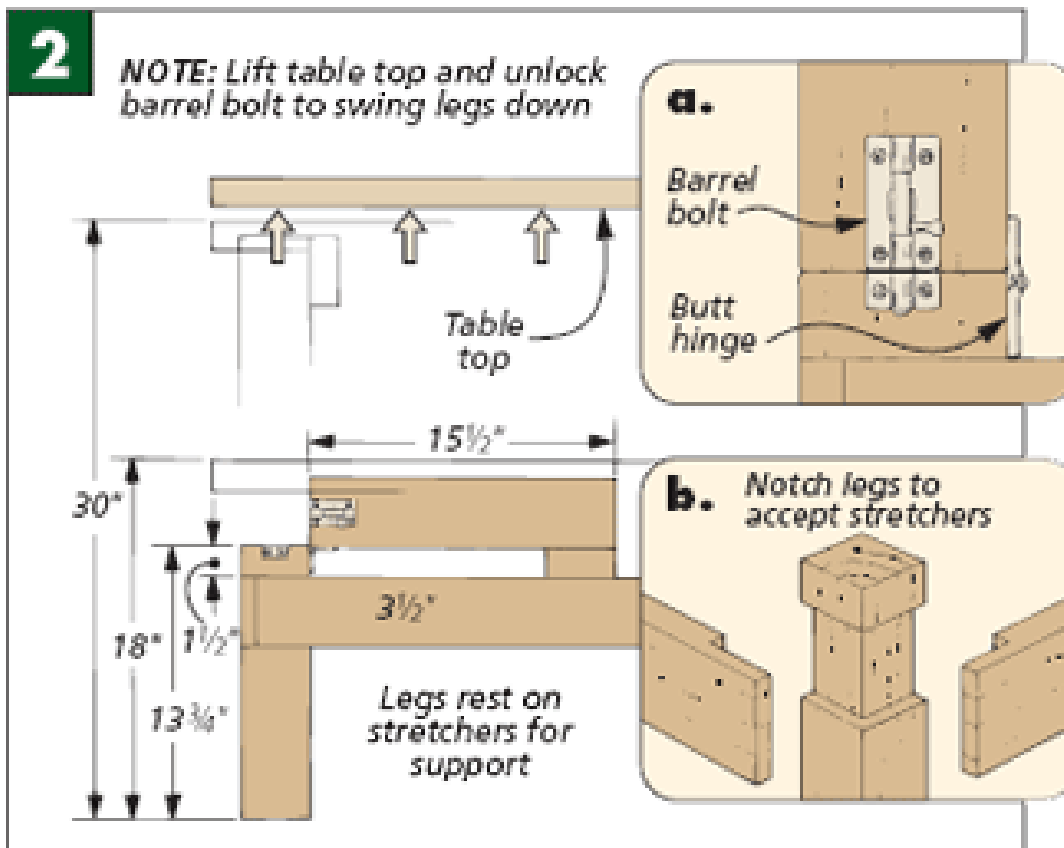
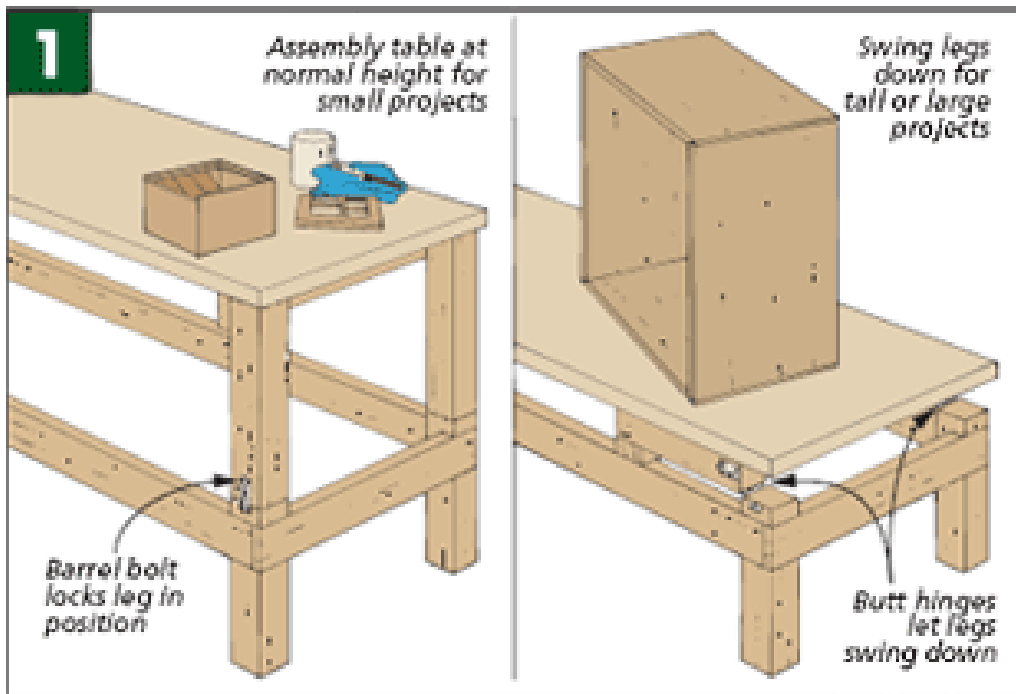
Rubbing produces a much more perfect finish, with no flaws if you do it well, and with a much more pleasing soft, silky feel. This is good, and the extra work is often worth it for tabletops. But rubbing, by definition, leaves fine scratches in the finish. (It's the scratches that create the lower sheen by reflecting light randomly.) And the scratches show marks easily when objects are moved on the surface. Even lightly dragging the back of your fingernail perpendicular to the polishing scratches will leave a mark.

Adjustable Assembly Table

Projects come in all different sizes. So I found that a one-height-fits-all assembly table was not very practical. To solve this problem, I built an assembly table that can be adjusted to suit the project, as shown in the drawings below.

My simple design features two-piece legs that are hinged in the middle. At its full height, the legs are firmly locked in position with barrel bolts. When a shorter table is needed, the top can be lifted off and the legs folded down (*Figure 2*).

The construction is simple and solid. I used 4x4s for the legs and 2x4s for the stretchers. The removable top is cut from $\frac{3}{4}$ " plywood.



Have a nice weekend,

Ted Raife
Editor, *Woodsmith*