

WOOD CHIPS



Northwest Indiana Woodworkers Association

Volume 16, Issue 10 October 2012

President's Corner

Greetings members, Hope everyone is doing ok. Hey we should keep in touch with each other. It was pointed out to me that we need to network more. If you are going to spend an afternoon working in your shop, look down the roster and call a few members up. They may want to stop in. I know we have a big club but everyone is here to join in the woodworking. I have the committee meeting at my home every month and anyone can attend. There's plenty of room. You are all welcome!

Christmas tree Display Please remember to bring your ornaments for the Christmas Tree Display. Nancy Distal will be collecting them.

Carving Special interest Group We will meet at 6pm before the membership meeting. FYI. Some of the members have been visible at the Duneland Woodcarvers Meetings, Tuesday mornings 9am til 11am at Woodland Park in Portage. They are a great group of woodworkers. You can stop in to carve as a member or as a visitor. Just bring your carving stuff. The people are friendly and the learning opportunity is great!

Rosters are available at the membership meetings. Please update your information so we can keep in touch. If you are not at the meeting and want a roster email or call Marcia or John Hunter and we will mail one out to you.

Feeling under the weather Get well to Charlie Morris we missed you at the committee meeting!

Christmas Party It's not too early to make your reservations for the annual Christmas Party which includes Installation of Officers and Awards on Dec. 20 at 7pm. bring a guest and a dish to pass. The Club provides the refreshments, coffee and the meats. There will be a sign up sheet at the membership meeting. If you are unable to attend the meeting but still want to go call one of the Executive Board members. We need a head count so we can make our purchases.

Executive Board Meeting had to be rescheduled since someone forgot about it on Oct 1. It was kind of funny actually. Marcia came home from work and didn't have anything scheduled to do. Wow. That's not her. She is always so busy. Well, about 7:15pm Dick our VP called her...Where are you? She promptly said "I'm at home, where are you". Then it hit her. Oh my, the president is missing the meeting. Well after being teased and still am being teased, the Executive Board met before the committee's meeting. Things that went on this year were discussed and some issues were decided.

1. The **recycling program is discontinued** for now since it has become difficult to recycle the ink cartridges.
2. Ken Garbe will be making our Club Badges, the price will be less, and they are made by one of our members!
3. We are in need of a Programs Chairman

Badges A BIG THANK YOU to Ken Garbe for volunteering to become Badge Committee Chairman. He so kindly volunteered at the committee meeting. Go Ken! If you need a badge there will be a form to fill out so your name is spelled right. They will be on the table at the membership meeting for those that need badges.

Elections Have you ever thought about being part of the Executive Board. Sure it's work but it's a lot of fun too. Elections are in November. You can run for any seat on the board. President, Vice President, Secretary and Treasurer, this can be YOU!

Up and Coming Shows

1. The Fruit belt Annual Carving Show
Cass County Fairgrounds
North O'Keefe Street
Cassopolis MI
(Info: 269-435-7245)
Sat. Nov 3 from 10is to 5pm
Sunday Nov 4 from 10 AM to 3 PM
Admission is FREE

I have not been to this show, however, I friends of mine that carve look forward to this show are planning to attend. I spoke to Tom Grile, show chairman, and he said this show has demonstrations, drawings, displays and vendors. Sounds like a good time for carvers!

2. Artistry in Wood, Dayton Ohio
Dayton Ohio Airport Expo Center
Sat. Nov. 10 from 10 AM to 6 PM

Sunday Nov 11 from 10 AM till 5 PM
Admission 7.00 one day, 10.00 both days

I have been to this show before and it is absolutely the best show I have ever gone to. I plan to go again. There are all kinds of demonstrations. There are all sorts of wood working here, not only carving but scroll sawing and other types of woodworking.

You're President,
Marcia Lichnerowicz

SHOW AND TELL



Ron Benson



Marcia Lichnerowicz



Frank Berzinis



Dick Sader



Max Hernick



Mick King



Frank Schmidt



Jim Jones



Max Hernick



John Hunter



Marcia Lichnerowicz



Bob Rinearson



Ken Woolard



Joe McDaniel

ITEMS FOR SALE

If you have any wood working related items that you wish to sell through the newsletter please contact Lalo Gonzalez LaLogon@sbcglobal.net or John Hunter john.b.hunter@frontier.com Include a description and the price you are selling them for, also how you may be contacted.

If you are looking for a tool that another member would like to sell you can place a wanted ad in the newsletter, just contact John Hunter at john.b.hunter@frontier.com



Delta Contractor's 10" Table Saw Cat. # 34444 and Penn State 1 HP Dust Collector in excellent condition with extra blades \$150.00 for both.



Shopsmith 4" Jointer and Shopsmith 10" Bandsaw, both have owners and instruction manuals. On Shop Smith Base ready to plug in, Bandsaw has retro upgrade added. Both have belt/pulley guards to be installed (new in boxes) \$75 each.



Shopsmith Mark Five Model #510 Table System Retrofit Kit has been installed, many extras – sanding drums, lathe tools, drill bits. All Shop Smith items. Dado blade and others.



Shopsmith 12" Planner and table extensions \$300.00



Little Giant Ladder System Type 1A Model 22 with work platform.
New still in box. \$200.00

Contact Al Kalos 962-4812 for all of the items

CALENDAR OF EVENTS

2012

- October 25th Membership Meeting at Hidden Lake 7:00 PM Chuck Normman bird Feeders
- November 20th Committees Meeting at Marcie's home 7:00 PM
- November 15th Membership Meeting at Hidden Lake 7:00 PM Toy Program
- December 18th Committees Meeting at Marcie's home 7:00 PM
- December 20th Membership Meeting at Hidden Lake 7:00 PM Christmas Party,
Installation and Awards



mvtech.com

TIP: Alcohol and Lacquer Thinner for Stripping

- Alcohol dissolves shellac, and lacquer thinner dissolves lacquer. So you can use these solvents instead of paint-and-varnish remover for stripping. The advantage is that you don't have to then remove the wax residue or dry off the lingering n-methyl-pyrrolidone solvent. The disadvantage is that it's more difficult to strip complex three-dimensional surfaces.

But alcohol and lacquer thinner are easy to use on flat surfaces such as tabletops.

Simply wet some rags or paper towels with the solvent and lay them on the surface. Keep them wet by pouring on more solvent until the finish has liquefied and you can wipe it off with the wet rags or towels.

Almost all furniture and woodwork finished before the 1920s was finished with shellac, so use denatured alcohol on these. Almost all furniture and woodwork finished since the 1920s was finished with lacquer, so use lacquer thinner on these.



Wiping Off

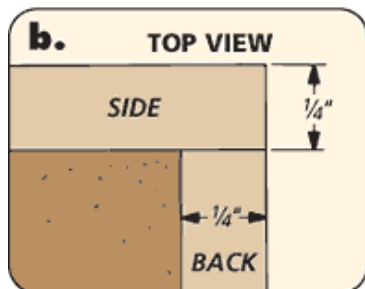
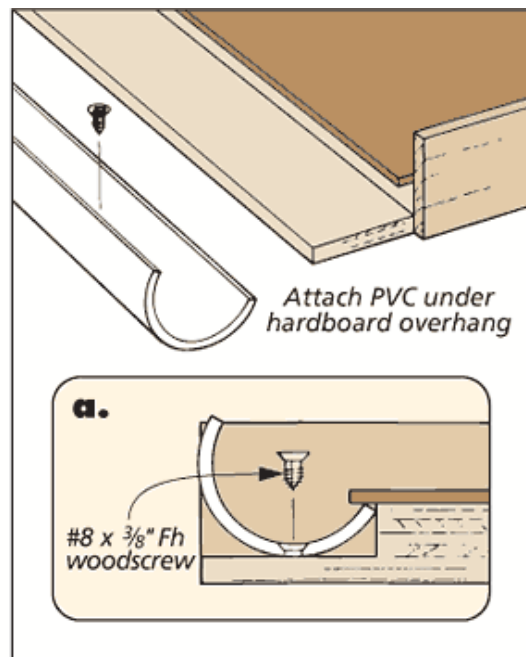
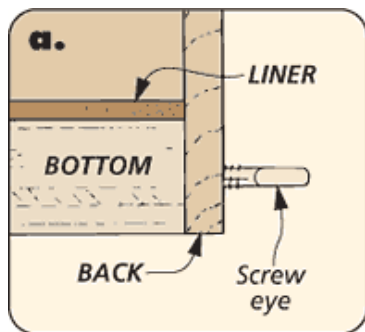
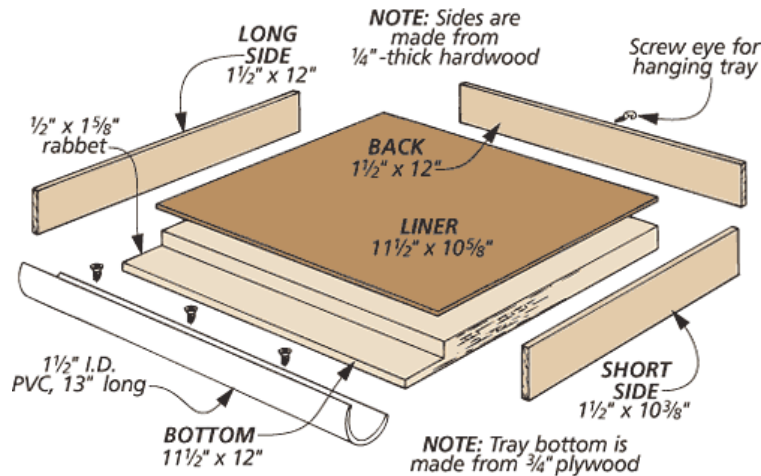
If neither alcohol nor lacquer thinner dissolves the finish, use a paint-and-varnish remover

Hardware Sorting Tray

I don't know where it comes from, but miscellaneous hardware seems to accumulate rapidly in my shop. My storage solution to this clutter was simply to scoop all the screws, nuts, bolts and other odds and ends into a plastic bucket. As you can imagine, this wasn't a good plan when it came time to find a particular item in this stew.

Finally, I got the motivation to sort out my collection. And to make the job less tedious, I put together the sorting tray you see in the photograph.

The tray is simply a shallow box with a gutter along one side made from a section of PVC pipe. The construction is pretty straightforward so I won't go into the details. The drawings show you everything you need to know.



To do the sorting, I simply dump a handful of hardware into the tray and then separate like items into the gutter. From the gutter they can easily be emptied into an individual container. And I'm happy to say that my hardware bucket has been permanently retired.

Good woodworking,

Ted Raife

Online Editor, *Woodsmith*