

WOOD CHIPS



Northwest Indiana Woodworkers Association

Volume 29, Issue 12 December 2024

WOODEN YOU LIKE TO KNOW

Happy Holidays fellow Northwest Indiana Woodworkers,

It's Christmas party time. Be sure to come out and celebrate with us.

Christmas Party / Awards Dinner is coming up this meeting on December 19th, 2024 (a week before our normal meeting and an hour earlier than our normal meeting) at 6 PM in the BINGO hall at the Moose Lodge , please use the parking area in the rear (Bingo) area.

The dinner will be buffet style with the club providing the meat (chicken and beef) along with soft drinks and water. (Other beverages may be purchased at the bar if you so choose). Members are asked to bring a side dish and or dessert to share. I will be bringing mostaccioli. We always have a fantastic selection of foods.

We are in need of some handmade gifts for or ladies. Please bring a wrapped gift or two for the ladies that support us and participate in our craft.

Everyone can participate also by volunteering to show up early (some of us will be there around five pm) to set up or in staying afterwards to clean up and helping to disperse the gifts as numbers are drawn.

The election was held last month and the installation of officers for 2025 will be held at this meeting after a great dinner.

PRESIDENT – Jeff Snellgrove

VICE PRESIDENT – George Denton

TREASURER – Dennis Byron

SECRETARY- John Hunter.

Yearly award certificates will also be given out.

REMINDERS:

We will have a show and tell at this meeting. We will have a lot of friends and family on hand for this evening. Bring something to show that you have made that is special to you even if you have shown it before.

See you there,
Jeff Snellgrove
President NIWA

TOYS FOR KIDS







ITEMS FOR SALE

If you have any wood working related items that you wish to sell through the newsletter please contact John Hunter john.b.hunter@frontier.com Include a description and the price you are selling them for, also how you may be contacted.

If you are looking for a tool that another member would like to sell you can place a wanted ad in the newsletter, just contact John Hunter at john.b.hunter@frontier.com

2024

December 12th Membership Meeting at Moose Lodge, 143 South Hobart Road, Hobart IN
6:00 PM Christmas Party, Installation and Awards

2025

January 6th Executive Board Meeting 5 PM at Portage Moose Lodge on County Line Road
January 15th Committees Meeting at Moose Lodge, 143 South Hobart Road, Hobart IN 7:00 PM
January 23th Membership Meeting at Moose Lodge, 143 South Hobart Road, Hobart IN 6:00 PM
Silent Auction
February 19th Committees Meeting at Moose Lodge, 143 South Hobart Road, Hobart IN
7:00 PM
February 27th Membership Meeting at Moose Lodge, 143 South Hobart Road, Hobart IN

6:00 PM Shop Jigs
March 19th Committees Meeting at Moose Lodge, 143 South Hobart Road, Hobart IN
7:00 PM
March 27th Membership Meeting at Moose Lodge, 143 South Hobart Road, Hobart IN
6:00 PM
April 7th Executive Board Meeting 5:00 PM at Portage Moose Lodge on County Line Road
April 16th Committees Meeting at Moose Lodge, 143 South Hobart Road, Hobart IN
7:00 PM
April 24th Membership Meeting at at Moose Lodge, 143 South Hobart Road, Hobart IN
6:00 PM 2 x 4 Challenge
May 14th Committees Meeting at Moose Lodge, 143 South Hobart Road, Hobart IN
7:00 PM
May 22nd Membership Meeting at Moose Lodge, 143 South Hobart Road, Hobart IN
6:00 PM
June 18th Committees Meeting at Moose Lodge, 143 South Hobart Road, Hobart IN
7:00 PM
June 26th Membership Meeting at Moose Lodge, 143 South Hobart Road, Hobart IN
6:00 PM
July 7th Executive Board Meeting 5 PM at Portage Moose Lodge on County Line Road
July 10th Set Up Club Booth at Steam Show 3 PM at Lake County Fair Grounds
July 11th – 13th Club Booth at the Steam Show at Lake County Fair Grounds
July 16th Committees Meeting at Moose Lodge, 143 South Hobart Road, Hobart IN
7:00 PM
July 24th Membership Meeting at Moose Lodge, 143 South Hobart Road, Hobart IN
6:00 PM
July 31st Set up booth for Lake County Fair **Time to be announced**
August 1st – 4th Work booth at Lake County Fair
August 20th Committees Meeting at Moose Lodge, 143 South Hobart Road, Hobart IN
7:00 PM
August 28th Membership Meeting at Moose Lodge, 143 South Hobart Road, Hobart IN
6:00 PM
August 31st Club Picnic at the Portage VFW at 2803 Monnier St. In Portage IN
12:00 Noon
September 17th Committees Meeting at Moose Lodge, 143 South Hobart Road, Hobart IN
7:00 PM
September 25th Setup booth for Fall Harvest Festival And Antique Equipment Show
September 26th – 28th Work both at Harvest Festival and Equipment Show 9:00 AM – 5:00 PM
September 25th Membership Meeting at Moose Lodge, 143 South Hobart Road, Hobart IN
6:00 PM Program Favorite/Least Favorite tools & Silent Auction
October 6th Executive Board Meeting 5 PM at Portage Moose Lodge on County Line Road
October 15th Committees Meeting at Moose Lodge, 143 South Hobart Road, Hobart IN
7:00 PM
October 23rd Membership Meeting at Moose Lodge, 143 South Hobart Road, Hobart IN
6:00 PM
November 12th Committees Meeting at Moose Lodge, 143 South Hobart Road, Hobart IN
7:00 PM

November 20th Membership Meeting at Moose Lodge, 143 South Hobart Road, Hobart IN

6:00 PM Toy Program

December 10th Committees Meeting at Moose Lodge, 143 South Hobart Road, Hobart IN

7:00 PM

December 18th Membership Meeting at Moose Lodge, 143 South Hobart Road, Hobart IN

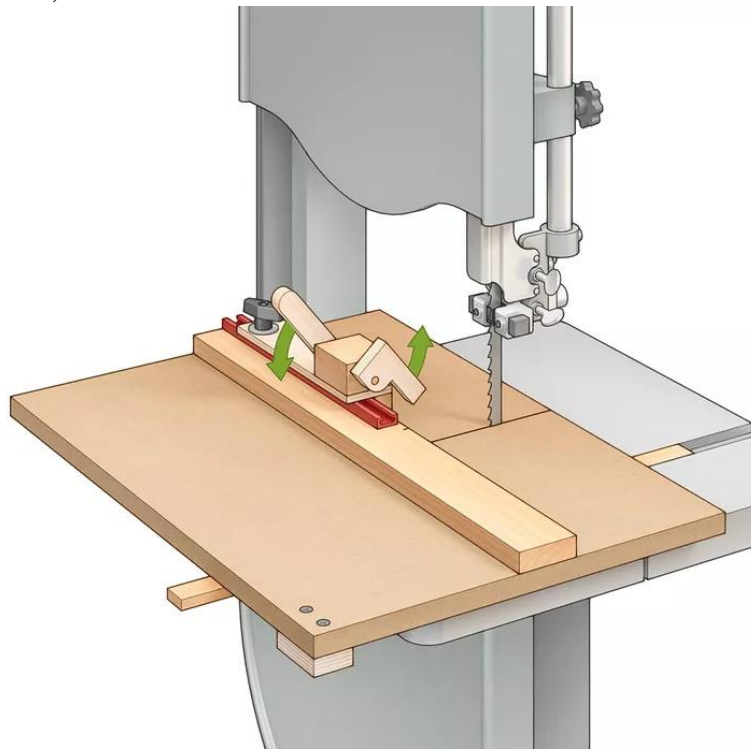
6:00 PM Christmas Party, Installation and Awards

WOODWORKING TIPS

Simple Bandsaw Sled for Small Slices

This simple bandsaw sled provides safe, repeatable results when cutting small parts to length. I use it to cut dowels and loose tenons.

Published on January 29, 2024

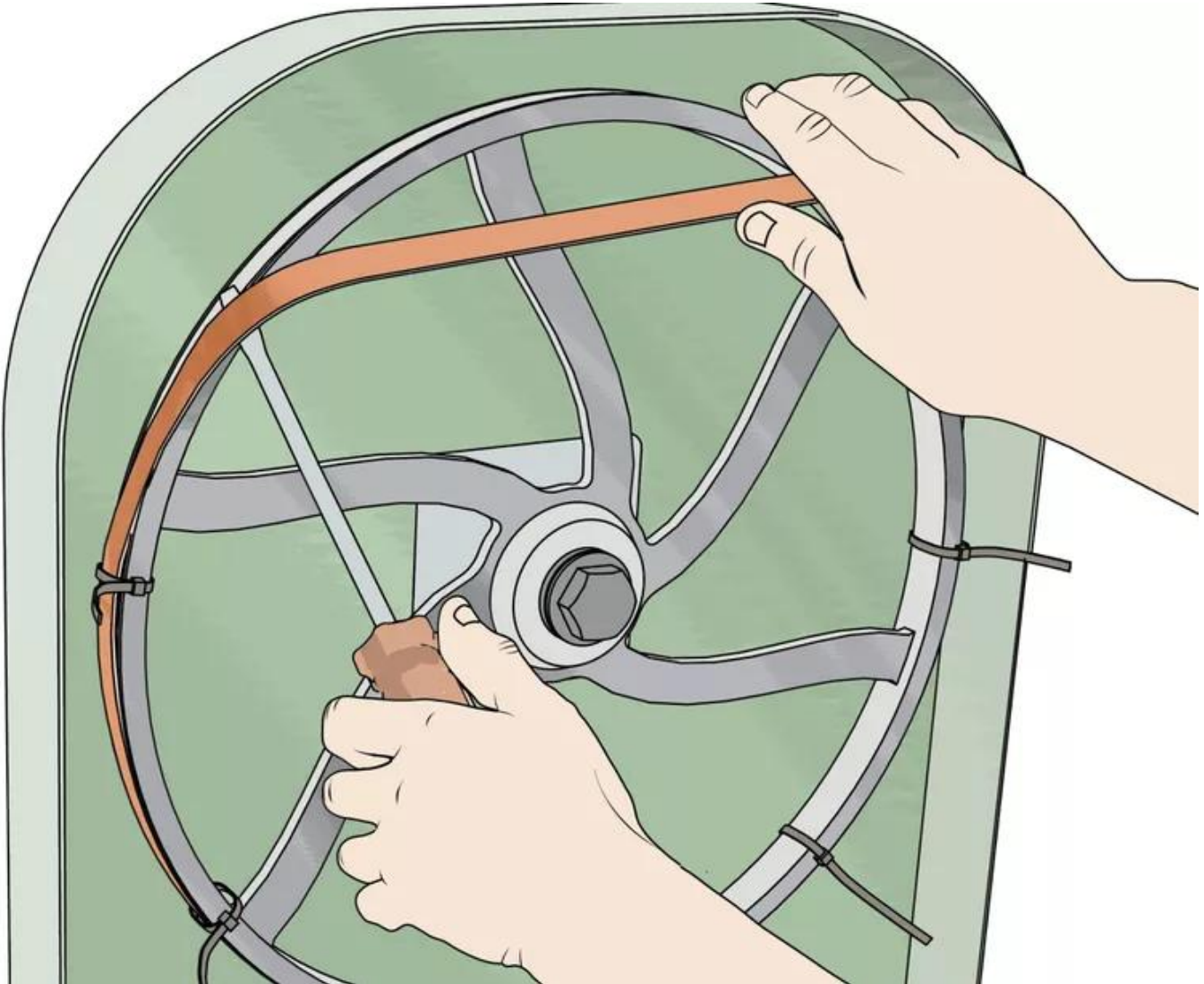


For the sled base, I used 3/4" MDF. On the underside, I attached a runner to slide in the saw's miter slot. I also attached a small stop block under one corner of the base to prevent the fence from sliding too far into the blade.

Using 3/4"-thick hardwood as a fence, I mounted a short section of T-track on top to house a stop assembly. The assembly clamps to the T-track with a flange bolt, washer, and knob. I use the stop to set the length of the pieces being cut.

A zippy solution for tire changes

Help for changing bandsaw tires.



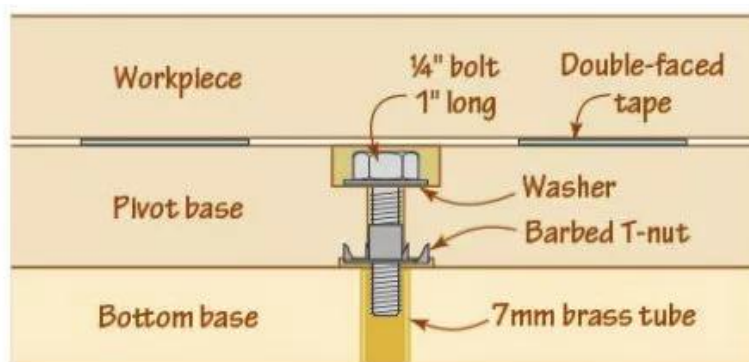
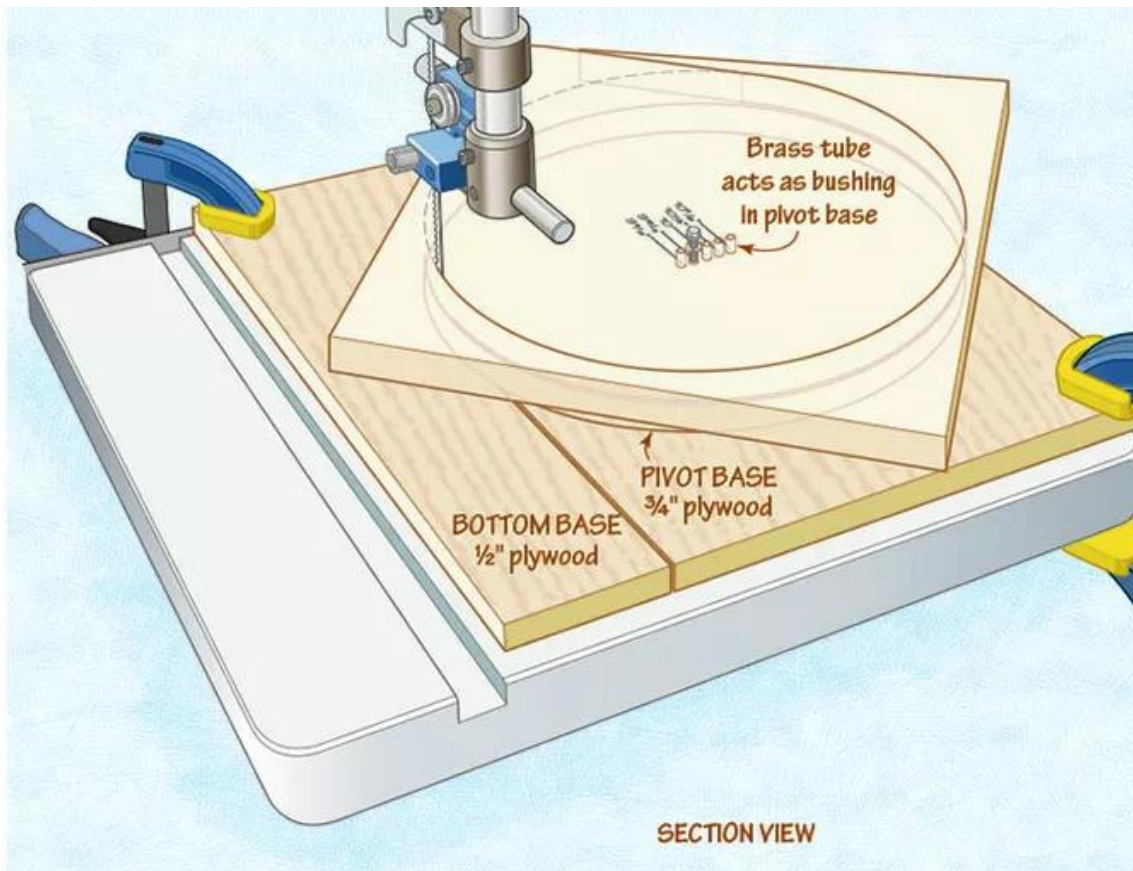
A zippy solution for tire changes

If you've ever changed the tires on your bandsaw, you know what a challenge it can be. It always seems the tires are too small to fit over the wheel.

Enter zip ties. They hold the tire in place as you work your way around the wheel. When you get around to the starting point, I've found a round-shank screwdriver provides the leverage needed for the final stretch. Carefully snip the zip ties to remove them before installing the blade.

Cut perfect circles quickly using a bandsaw

With this jig you can accurately and repeatably cut circles of various diameters, even when months pass between work sessions.



With this jig you can accurately and repeatably cut circles of various diameters, even when months pass between work sessions. Simply mark and drill 7mm or $\frac{9}{32}$ inch holes at various radii in the bottom base. Then, insert short lengths of 7mm brass tube, the kind sold for making slim pens, and secure them with cyanoacrylate (instant) glue. Install a $\frac{1}{4}$ inch bolt into the pivot base. The bolt fits snugly in the 7mm tube.