

NIWA Toy Parts Catalog



3/4" shaped wheel,
1/8" axle
Part #16



1 1/4" x 1/4" Shaped
Wheel, 3/16" axle
Part # 36



1 1/4 x 3/8" Shaped
Wheel, 3/16" axle
Part # 37



1 1/2" shaped wheel,
7/32" axle
Part # 15



1 3/4" Shaped wheel,
7/32" axle 11/32" axle
Part # 21 Part # 18



2" Shaped
Wheel, 7/32" axle
Part # 41




2 1/4" Shaped wheel,
3/8" axle
Part # 24



2 1/2" Shaped
Wheel, 1/4" axle
Part # 40




2 3/4" x 3/4" Shaped
Wheel, 1/4" axle
Part # 39



1 1/4" x 1/2" Slab
Wheel, 1/4" offset axle
Part # 38



Slab wheel 1 1/4"
1/4" axle
Part # 3



1 1/2" Slab wheel
1/4" axle
Part # 1




1 1/2" Slab wheel,
3/16 axle
Part # 8



1" Slab wheel,
7/32" axle
Part # 9



1 1/2" Slab wheel, 11/32
axle, Rounded sides
Part # 6



2 1/2" x 3/4" Slab Wheel
3/8" axle
Part # 34



2 1/2" x 1 1/4" Slab Wheel
1/4" axle
Part # 35



2 1/4" tall, 7/8" wide,
Little People – Man
Part # 2



2-1/4" tall x 3/4"
wide, Little People - Mom
Part # 7



1-5/8" Smokestacks,
1" wide, 3/8" tenon
Part # 28



3-1/4" Smokestacks, 1-9/16"
wide, 3/4" tenon
Part # 20



Smoke Stack
2 3/4" 5/8" tenon
Part # 44



Smoke Stack
2 1/4" 1/2" tenon
Part # 48



17/64" diameter axle,
1 1/4" long
Part # 19



7/32" Diameter
Axle, 1 1/4" long
Part # 32



White Milk Bottle
2" tall, 3/4" Diameter
Part # 33



11/32" Diameter Axle,
1 5/8" long
Part # 29



21/64" Diameter Axle,
1 5/8" long
Part # 30



5/16" Diameter Axle
1 3/4" long
Part # 50



Birch Spindle
3-1/2" x 1/2" Dia. Overall
1/4" Dia. Tenon
Part # 49



1/4" Diameter Axle
Part # 53



Milk Can
1 3/4" x 7/8"
Part # 51



Wooden Ball Knobs
1 1/4" Flat bottom
Part # 54



Shaker Peg
Small
Part # 56



Shaker Peg
3 1/2" length
Part # 57